



Patient Report

Putting a Picture With the Term

A Report by
Karen Oyler

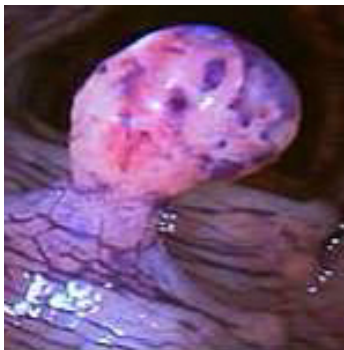
For those of us who do not come to this syndrome with a medical education, being able to understand and picture the terms we hear and read can be nearly impossible. The following is a beginning in understanding what things look like inside of our bodies. I am more than happy to add pictures and explanations. Use the contact information at the end of this report to let me know what you would like to see pictures of. I will then do my best to find pictures to add to this report.

Because these pictures were taken inside of the human body, they may seem a bit disgusting to view. If you have a weak stomach, just click on another report title. If you are willing to look, continue on.



Pedunculated hamartoma

This polyp has a bumpy ball that grows on a smooth stalk on the inside of the intestine.




Pedunculated hamartoma--indigo-stained

The same polyp, but seen stained with a special indigo dye to make features more visible.



Hot biopsy -- polypectomy

As we have all learned, polyps must go. This is one way they can be removed: the hot biopsy. This picture shows the polyp being grasped and pulled by the biopsy forceps.





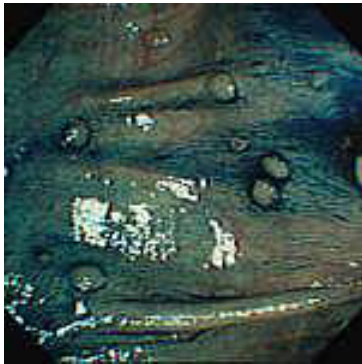
Hot biopsy -- polypectomy

The polyp is caught. Electrocautery is applied, turning the base of the polyp white.



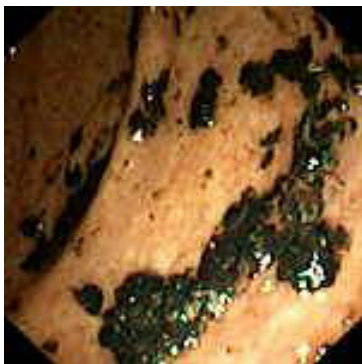
Familial Adenomatous Polyposis (FAP) polyps

We talk about FAP because of its relationship with PJS, whether through common researchers or doctors or other issues. Now we can get a glimpse of what FAP polyps look like.



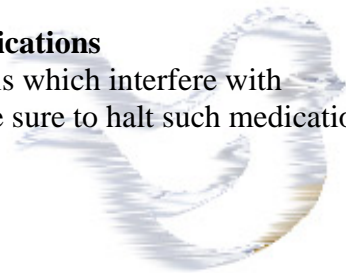
Familial Adenomatous Polyposis (FAP) polyps -- indigo-stained

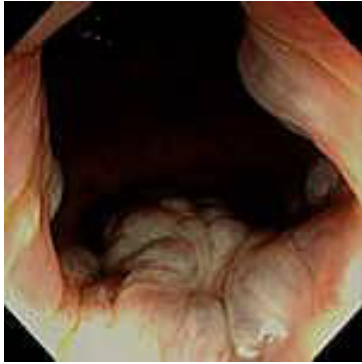
This picture is taken after an indigo dye is sprayed on the area. As noted before, this helps to visually note features.



Black stools caused by iron medications

Iron medications cause black stools which interfere with preparations for colonoscopies. Be sure to halt such medications at least four days before scopes.





Hemorrhoids

Hemorrhoids are a painful annoyance. They can develop for different reasons. And of course they do bleed when irritated. Now you know what they look like, not just what they feel like.



All pictures © 2004 by E. Jaramillo, all rights reserved.

© 2004 by Karen Oyler, all rights reserved, used by permission. No part of this article may be reproduced in any form without written permission from the author.

Contact Karen Oyler at info@peutz-jeghers.com

